

## FIS GAS SENSOR SB-19 for HYDROGEN DETECTION

The SB-19 is a tin dioxide semiconductor gas sensor which has an excellent sensitivity and selectivity to hydrogen. Significant low power consumption design (120mW) is advantageous for portable gas detection devices.

### Structure

Gas sensitive semiconductor material is a mini bead type and a heater coil and electrode wire are embedded in the element. The sensing element is installed in the metal housing which uses double stainless steel mesh (100 mesh) in the path of gas flow. The mesh is an anti-explosion feature (Fig 1).

### Operating conditions

Fig 2 shows the standard operating circuit for this model. The change of the sensor resistance ( $R_S$ ) is obtained as the change of the output voltage across the fixed or variable resistor ( $R_L$ ). In order to obtain the best performance and specified characteristics, the values of the heater voltage ( $V_H$ ) circuit voltage ( $V_C$ ) and load resistance ( $R_L$ ) must be within the range of values given in the standard operating conditions shown in the Specification table on the next page.

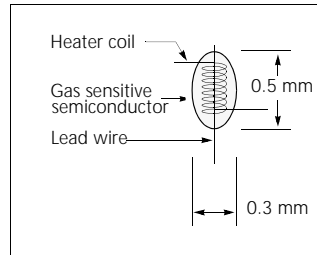


Fig 1a. Sensing element

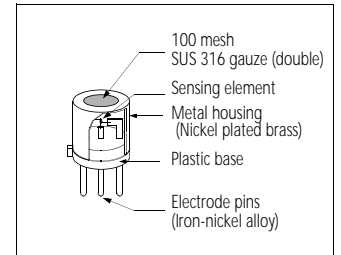


Fig 1b. Configuration

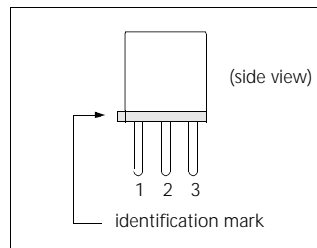


Fig 1c. Pin Layout

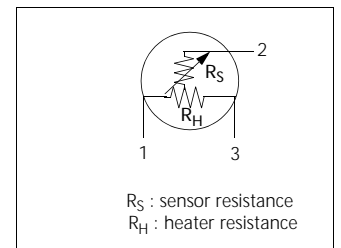


Fig 1d. Equivalent circuit

### Sensitivity characteristics

Fig 3 shows the sensitivity characteristics curves of the SB-19 (typical data). Sensitivity characteristics of the FIS gas sensors are expressed by the relationship between the sensor resistance and gas concentration. The sensor resistance decreases with an increase of gas concentration based on a logarithmic function.

The sensitivity characteristics of the SB-19 is specified by the following parameters.

- Sensor resistance level: at hydrogen 100 ppm
- Sensor resistance change ratio: between hydrogen 100 ppm and 1000 ppm

See the specification table on the next page for further details.

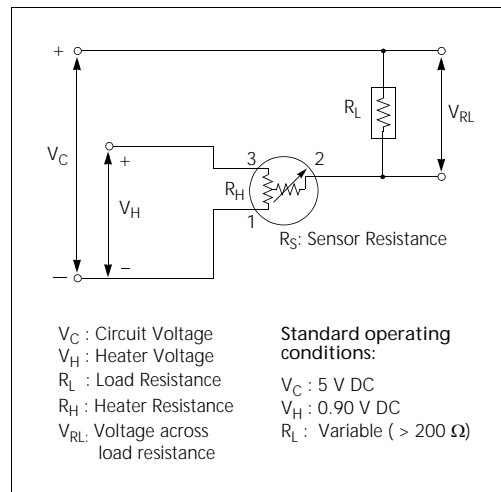


Fig 2. Standard circuit

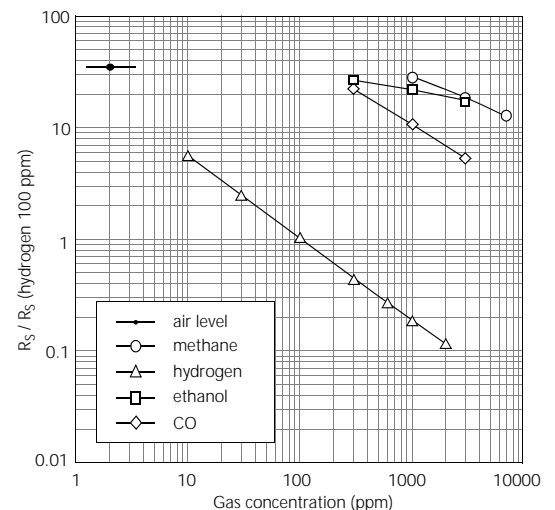


Fig 3. Sensitivity characteristics

# Specifications

## A. Standard Operating conditions

Symbol	Parameter	Specification	Conditions etc.
$V_H$	Heater voltage	0.9 V $\pm$ 5%	AC, DC or pulse
$V_C$	Circuit voltage	Less than 5 V	DC: Pin2 (+) - Pin 1 (-)
$R_L$	Load resistance	Variable (> 200 $\Omega$ )	$P_S < 10$ mW
$R_H$	Heater resistance	2.8 $\Omega \pm 0.2 \Omega$	at room temperature
$I_H$	Heater current	130 mA	$I_H = V_H / R_H$ (typical value)
$P_H$	Heater power consumption	120 mW	$P_H = V_H^2 / R_H$ (typical value)
$P_S$	Power dissipation of sensing element	Less than 10 mW	$P_S = \frac{(V_C - V_{RL})^2}{R_S}$

## B. Environmental conditions

Symbol	Parameter	Specification	Conditions etc.
$T_{ao}$	Operating temperature	-10 °C to 60 °C	Recommended range
$T_{as}$	Storage temp	-20 °C to 70 °C	
RH	Relative humidity	Less than 95% RH	
$(O_2)$	Oxygen concentration	21% $\pm$ 1% (Standard condition)	Absolute minimum level: more than 18%
		The sensitivity characteristics are influenced by the variation in oxygen concentration. Please consult FIS for details.	

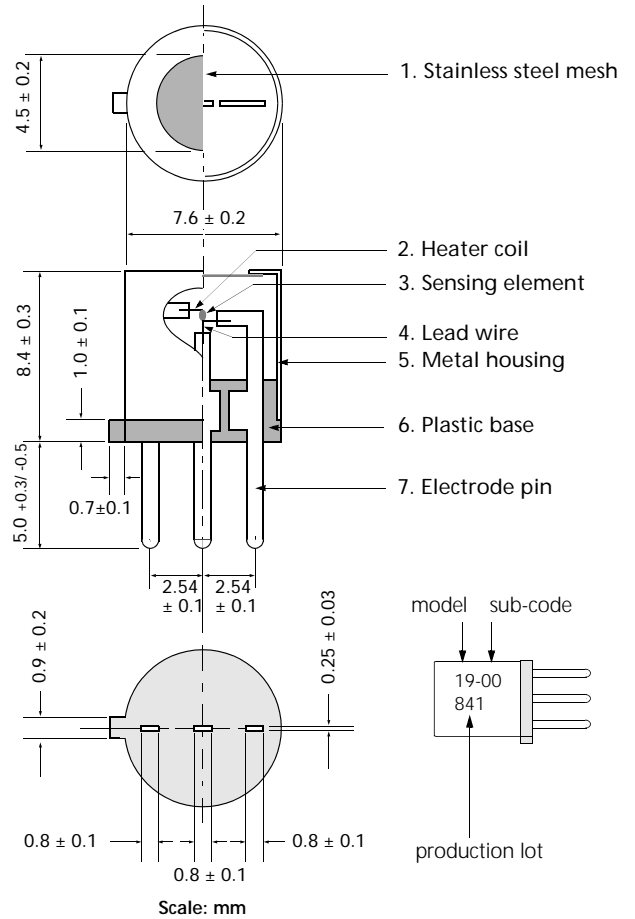
## C. Sensitivity characteristics

Model	SB-19-00		
Symbol	Parameter	Specification	Conditions etc.
$R_S$	Sensor resistance	0.2 k $\Omega$ to 2.0 k $\Omega$	in hydrogen 100 ppm
$\alpha$	Sensitivity	0.6 to 1.2	$\frac{\log(R_S(1000 \text{ ppm})/R_S(100 \text{ ppm}))}{\log(1000/100)}$
Standard Test Conditions:		Temp: 20 °C $\pm$ 2 °C Humidity: 65% $\pm$ 5% (in clean air)	$V_C$ : 5.0 V $\pm$ 1% $V_H$ : 0.9 V $\pm$ 1% $R_L$ : 750 $\Omega \pm 5\%$ Pre-heating time: more than 48 hours

## D. Mechanical characteristics

Items	Conditions	Specifications
Vibration	Frequency: 100 cpm	Should satisfy the specifications shown in the sensitivity characteristics after test.
	Vertical amplitude: 4 mm	
	Duration: 1 hour	
Shock	Acceleration: 100 G	
	Number of impacts: 5 times	

## Dimensions



## E. Parts and Materials

No.	Parts	Materials
1	Sensing element	Tin dioxide (SnO <sub>2</sub> )
2	Lead wire	Platinum
3	Heater coil	Platinum
4	Plastic base	PBT (Poly butylene terephthalate)
5	Stainless steel mesh	SUS 316 (100 mesh, double)
6	Metal housing	Nickel plated brass
7	Electrode pins	Iron-nickel alloy

Please contact

March 2006

FIS Inc.  
3-36-3, Kitazono  
Itami, Hyogo  
664-0891 Japan  
Tel: +81-72-780-1800  
Fax: +81-72-785-0073  
http://www.fisinc.co.jp